

EQUIPMENT SCHEDULE

NO.	DESCRIPTION	MFG	MODEL	FINISH	W	D	H	V	HZ	A	REMARKS	
EQ1	WATER DISPENSER	AQUAMARK	REFRESH CENTER	STAINLESS STEEL	14"	19"	40.75"	120	60	9	PROVIDE 1/2" WATERLINE CONNECTION	
EQ2	COFFEE/MAKER	BUNN	VIFF SERIES		8.5"	17.8"	18.9"	120/208	60	14	PROVIDE 1/2" WATERLINE CONNECTION AND WATER FILTER	
EQ3	1 HP GARBAGE DISPOSER	IN-SINK-ERATOR	EVOLUTION					120	60	10.2		
EQ4	WATER DISPENSER	AQUAMARK	AQUAMARK LX		13.6"	14.8"	17.8"	120	60	8	COUNTERTOP, PROVIDE 1/2" WATERLINE CONNECTION	
EQ5	ICE-MAKER	ICE-O-MATIC	ICE400FW		30"	31"	70 1/2"	120	60	15	CALOPTIMA PROVIDED, G.C. INSTALLED	
EQ6	REFRIGERATOR	TURBO AIR	M3R47-2	STAINLESS STEEL	51 3/4"	30 3/4"	83"	115	60	9.2	47 CU. FT.	
EQ7	REFRIGERATOR	GE	GTH21SBXSS	STAINLESS STEEL	32 1/2"	32 3/4"	66 3/4"	120	60	15	21 CU. FT.	
EQ8	MICROWAVE OVEN	GE MONOGRAM	ZEM200	STAINLESS STEEL	16 1/2"	11 1/2"	7 7/8"	120	60	12	1 CU. FT.	
EQ9	B&W LASER PRINTER	PHASER	P3500		15.6"	17.8"	13.7"	110	60		LOCAL PRINTER; BY CALOPTIMA	
EQ10	B&W LASER PRINTER	HP	P5200TN		19.3"	23.6"	15.9"	120			NETWORK LASER PRINTER, 600 WATTS; BY CALOPTIMA	
EQ11	COLOR LASER PRINTER	HP	HP 4700N								NETWORK LASER PRINTER; BY CALOPTIMA	
EQ12	COLOR LASER PRINTER	HP	5550N								NETWORK LASER PRINTER; BY CALOPTIMA	
EQ13	HIGH-SPEED LASER PRINTER	XEROX	5665		40"	28"	45"	110-140	60	20	BY CALOPTIMA	
EQ14	SCANNER	HP	9250C		17.8"	28.5"	13.4"				BY CALOPTIMA	
EQ15	FAX	PANAFAX	UF7000		17.7"	16.5"	17.6"				BY CALOPTIMA	
EQ16	PLOTTER	HP	DESIGNJET T610		70"	28.8"	41"				BY CALOPTIMA	
EQ17	PLOTTER	HP	DESIGNJET 500		67"	27"	43"				BY CALOPTIMA	
EQ18	ROOM WIZARD II	STEELCASE									ALTERNATE ITEM: SCHEDULING SYSTEM, PROVIDED & INSTALLED BY G.C.	
EQ19	SECURITY CAMERA									12VDC / 24 VAC	PROVIDE AND INSTALLED BY G.C.	
EQ20	SMART PODIUM										BY CALOPTIMA	
EQ21	70" LED MONITOR	SAMSUNG								120	PROVIDE AND INSTALLED BY G.C. PROVIDE BACKING AT WALL, COAX CABLE FOR CABLE T.V.; (INCL. MOUNTING KIT, AND CABLES).	
EQ22	PROJECTOR	CHRISTIE								120	60	PROVIDE AND INSTALLED BY G.C.
EQ23	160" DIAGONAL RECESSED PROJECTION SCREEN										PROVIDE AND INSTALLED BY G.C. 16:10 HIGH CONTRAST	
EQ24	100" DIAGONAL RECESSED PROJECTION SCREEN										PROVIDE AND INSTALLED BY G.C. MATTE WHITE SCREEN MATERIAL	
EQ25	60" LED MONITOR									240	PROVIDE AND INSTALLED BY G.C. PROVIDE COAX, J-BOX FOR SATELLITE TV AND PULL STRINGS.	
EQ26	VIDEO CAMERA										PROVIDE AND INSTALLED BY G.C.	
EQ27	MOVABLE PARTITION	MODERNFOLD OR EQUAL	933 E/933								FABRIC PANEL, STC 52	
EQ28	DIGITAL VIDEO RECORDER									85W	PROVIDE AND INSTALLED BY G.C. SEE SECURITY DRAWINGS.	
EQ29	PANIC SWITCH										BY CALOPTIMA	
EQ30	CARD PRINTERS				26"	9.4"	10.1"			60	BY CALOPTIMA	
EQ31	7" TOUCHPAD										BY CALOPTIMA	
EQ32	HAND DRYER	DYSON AIRBLADE	AB-02							120 V / 60HZ	PROVIDE AND INSTALLED BY G.C.	
EQ33	HIGH SPEED SHREDDER										BY CALOPTIMA	
EQ34	HIGH-SPEED LASER PRINTER	XEROX	7346		90"	77"	45"	110-140	60	12	BY CALOPTIMA	
EQ35	22" LED MONITOR									120	PROVIDE BACKING AT WALL, COAX CABLE FOR CABLE T.V.; (INCL. MOUNTING KIT, AND CABLES).	
EQ36	VENDING MACHINE									9.2	BY CALOPTIMA	


EQUIPMENT NOTE:
 1. AUDIO-VISUAL AND SECURITY ITEMS IN THIS SCHEDULE ARE FOR GENERAL LOCATION PURPOSES ONLY. REFER TO AUDIO-VISUAL AND SECURITY DRAWINGS FOR DETAILED INFORMATION, AND QUANTITIES.
 2. ALL EQUIPMENT TO BE PROVIDED AND INSTALLED BY G.C. U.N.O.

FINISH SCHEDULE



CARPET	TILE / STONE	PAINT
<p>091 1 CARPET - FIELD MANUFACTURER: J&J INVISION STYLE NAME: MACHE TRACE MODULAR (7609) COLOR: 443 SKETCH INSTALL: MONOLITHIC</p> <p>091 2 CARPET - ACCENT_TYPICAL MANUFACTURER: J&J INVISION STYLE NAME: MACHE TRACE MODULAR (7609) COLOR: 452 PASTE INSTALL: MONOLITHIC</p> <p>091 3 CARPET - ACCENT_EXECUTIVE AREAS MANUFACTURER: J&J INVISION STYLE NAME: PULP MODULAR (7607) COLOR: 455 INTAGLIO INSTALL: MONOLITHIC</p> <p>091 4 CARPET - ACCENT_ORANGE SCHEME MANUFACTURER: J&J INVISION STYLE NAME: PULP MODULAR (7607) COLOR: 425 GARLAND INSTALL: MONOLITHIC</p> <p>091 5 CARPET - ACCENT_ORANGE SCHEME MANUFACTURER: SHAW CONTRACT STYLE NAME: THE ECCENTRIC 59587 COLOR: MES 67502 INSTALL: MONOLITHIC</p>	<p>PT 1 PORCELAIN TILE - FLOOR MANUFACTURER: EMSEER TILE STYLE NAME: SETA COLOR: ARGENTO SIZE: 12" X 24" GROUT: INSTALL WITH GT-2</p> <p>PT 2 PORCELAIN TILE - FLOOR ACCENT MANUFACTURER: ERGON STYLE NAME: MIKADO COLOR: EBANO SIZE: 12" X 24" GROUT: INSTALL WITH GT-1</p> <p>PT 3 PORCELAIN TILE - WALLS MANUFACTURER: EMSEER TILE STYLE NAME: TEX-TILE COLOR: COTTON SIZE: 12" X 24" GROUT: INSTALL WITH GT-2</p> <p>PS 1 SOLID SURFACE MANUFACTURER: SILESTONE BY COSENTINO COLOR: VUKON</p>	<p>P 1 PAINT MANUFACTURER: GLIDDEN PROFESSIONAL STYLE NAME: TONORROWS WHITE #L170 FINISH: SATIN</p> <p>P 2 PAINT MANUFACTURER: GLIDDEN PROFESSIONAL STYLE NAME: GRAY TWEED #A1839 FINISH: SATIN</p> <p>P 3 PAINT MANUFACTURER: GLIDDEN PROFESSIONAL STYLE NAME: MEADOWLARK #A1838 FINISH: SATIN</p> <p>P 4 PAINT - ACCENT_ORANGE SCHEME MANUFACTURER: DUNN EDWARDS STYLE NAME: CITRUS NOTES #DET449 FINISH: LOW SHEEN</p> <p>P 5 PAINT - ACCENT_ORANGE SCHEME MANUFACTURER: GLIDDEN PROFESSIONAL STYLE NAME: MICROCCAN SANDS #A0588 FINISH: SATIN</p> <p>P 6 PAINT - ELEVATOR DOORS/FRAME MANUFACTURER: ZOLATONE STYLE NAME: COUNTERPOINTE FINISH: SFX-C2016 SANDSTONE</p>
BASE	PLASTIC LAMINATE	WALLCOVERING
<p>PS 1 RUBBER BASE MANUFACTURER: JOHNSONITE STYLE NAME: 82 BLACK PEARL B SIZE: 4" HIGH INSTALL: STRAIGHT AT CARPET; COVE AT VCT NOTE: PROVIDE ROLLED GOODS</p> <p>PTB 1 PORCELAIN TILE BASE MANUF. STYLE: EMSEER TILE/ SETA SIZE: 3" X 12" SURFACE BULLNOSE COLOR: ARGENTO</p> <p>PTB 2 PORCELAIN TILE BASE MANUF. STYLE: EMSEER TILE/ TEX-TILE SIZE: 3" X 12" SURFACE BULLNOSE COLOR: VELVET</p>	<p>PL 1 PLASTIC LAMINATE MANUFACTURER: ARBORITE COLOR: WENGE NUMBER: W-412 FP</p> <p>PL 2 PLASTIC LAMINATE MANUFACTURER: FORMICA COLOR: NATURAL CANE NUMBER: 6930-NI FINISH: NATURELLE</p> <p>PL 3 PLASTIC LAMINATE MANUFACTURER: FORMICA COLOR: NEUTRAL WHITE NUMBER: 918-SP FINISH: SCULPTED INSTALL: RUN "GRAIN" HORIZONTALLY NOTE: VERTICAL SURFACES ONLY</p> <p>PL 4 PLASTIC LAMINATE MANUFACTURER: WILSONART LAMINATE COLOR: SATIN STAINLESS NUMBER: 4830K-07</p> <p>PL 5 PLASTIC LAMINATE MANUFACTURER: FORMICA COLOR: GEO FOLKSTONE NUMBER: 5270-58 FINISH: MATTE NOTE: RESTROOM TOILET PARTITIONS ONLY</p> <p>PL 6 PLASTIC LAMINATE MANUFACTURER: PIONITE COLOR: FIRST N MAIN NUMBER: A0201 SUEDE FINISH</p> <p>PL 7 PLASTIC LAMINATE MANUFACTURER: FORMICA COLOR: NEUTRAL WEFT NUMBER: 5875-58 MATTE FINISH</p> <p>PL 8 PLASTIC LAMINATE MANUFACTURER: FORMICA COLOR: DOGBONE WHITE NUMBER: 5281-58 MATTE FINISH</p> <p>PL 9 PLASTIC LAMINATE MANUFACTURER: FORMICA COLOR: GEO WHITE NUMBER: 5270-58 MATTE FINISH</p> <p>PL 10 PLASTIC LAMINATE MANUFACTURER: FORMICA COLOR: CHARCOAL BOOMERANG NUMBER: 6942-58 MATTE FINISH</p> <p>PL 11 PLASTIC LAMINATE MANUFACTURER: FORMICA STYLE: COLORCORE2 COLOR: NEW WHITE NUMBER: 7223C-FV VELOUR FINISH NOTE: USED AT 1ST FLOOR AWARDS CABINET ONLY.</p>	<p>WC 1 WALLCOVERING MANUFACTURER: CARNEGIE STYLE NAME: GLINT 8034 COLOR: 43</p> <p>FROSTED FILM FC 1 FROSTED FILM MANUFACTURER: 3M FASARA GLASS FINISHES STYLE: MILKY WHITE SH2MAM1</p> <p>WALL GRAPHIC PG 1 WALL GRAPHIC GRAPHIC WALLCOVERING OR STICKER PROVIDED BY TENANTS BRANDING VENDOR.</p>
FLOOR TRANSITION	RESILIENT FLOORING	CONTACT LIST
<p>FT 1 FLOOR TRANSITION MANUFACTURER: JOHNSONITE COLOR: TO MATCH RB-1</p> <p>FT 2 FLOOR TRANSITION MANUFACTURER: SCHLUTER FINISH: STAINLESS STEEL</p>	<p>VF 1 VINYL COMPOSITION TILE - FIELD MANUFACTURER: ARMSTRONG STYLE NAME: IMPERIAL TEXTURE STANDARD EXCELOX COLOR: 51927 FIELD GRAY</p> <p>VF 2 VINYL COMPOSITION TILE - ACCENT MANUFACTURER: ARMSTRONG STYLE NAME: EXCELOX STONETEX COLOR: 52144 COAL BLACK</p> <p>VF 3 VINYL COMPOSITION TILE - ACCENT_ORANGE SCHEME MANUFACTURER: ARMSTRONG STYLE NAME: RAVE STANDARD EXCELOX COLOR: 57516 SCREAMIN PUMPKIN</p>	<p>CARPET MANUFACTURER: J&J INVISION NAME: JEFF LEPLEY PHONE: (949) 653-0855</p> <p>MANUFACTURER: MILLIKEN NAME: HOLLY LESTER PHONE: (910) 653-1756</p> <p>MANUFACTURER: SHAW CONTRACT NAME: DOUG JAGERMAN PHONE: (949) 285-1821</p> <p>TILE / STONE MANUFACTURER: EMSEER TILE NAME: DONNA CARLSON PHONE: (714) 778-5777</p> <p>MANUFACTURER: ERGON NAME: GAIL KELLY PHONE: (714) 808-0134</p> <p>PAINT MANUFACTURER: GLIDDEN PROFESSIONAL TAN DIEP (714) 313-2253 OR PEG COLLINS (909) 509-1402</p> <p>PLASTIC LAMINATE MANUFACTURER: FORMICA NAME: SUE SYCK PHONE: (714) 343-61750</p> <p>MANUFACTURER: WILSONART NAME: THERESE GREEN PHONE: (714) 489-9990</p> <p>WALLCOVERING MANUFACTURER: CARNEGIE NAME: EMILY DUBAN PHONE: (310) 441-2280</p>

CONTACT LIST

CARPET	TILE / STONE	PAINT
<p>MANUFACTURER: J&J INVISION NAME: JEFF LEPLEY PHONE: (949) 653-0855</p> <p>MANUFACTURER: MILLIKEN NAME: HOLLY LESTER PHONE: (910) 653-1756</p> <p>MANUFACTURER: SHAW CONTRACT NAME: DOUG JAGERMAN PHONE: (949) 285-1821</p>	<p>MANUFACTURER: EMSEER TILE NAME: DONNA CARLSON PHONE: (714) 778-5777</p> <p>MANUFACTURER: ERGON NAME: GAIL KELLY PHONE: (714) 808-0134</p> <p>MANUFACTURER: FORMICA NAME: SUE SYCK PHONE: (714) 343-61750</p> <p>MANUFACTURER: WILSONART NAME: THERESE GREEN PHONE: (714) 489-9990</p>	<p>MANUFACTURER: GLIDDEN PROFESSIONAL TAN DIEP (714) 313-2253 OR PEG COLLINS (909) 509-1402</p> <p>MANUFACTURER: CARNEGIE NAME: EMILY DUBAN PHONE: (310) 441-2280</p>



PROJECT NAME
PROJECT 1.03
3rd FLOOR
TENANT
IMPROVEMENT
 CalOptima
 505 CITY PARKWAY WEST
 ORANGE, CA 92668



ISSUE	REV.	DESCRIPTION	DATE
-	1	PLAN CHECK SUBMITTAL	07.20.15

PROJECT NO.	15X001.03
PRINT DATE	11/03/2015
DRAWN BY	MC
CHECKED BY	JS

KEY PLAN

SHEET TITLE
EQUIPMENT & FINISH SCHEDULE

SHEET NUMBER
A6.32