



























ISSUE DATE	DELTA #	TITLE	UPDATES / CHANGES				
5/11/2018		PROGRESS SET					
6/1/2018		GC REVIEW COORDINATION SET					
TAG	DESCRIPTION	PRODUCT INFORMATION			VENDOR INFORMATION	IMAGE / NOTES	
UNIT PLUMBING & ACCESSORIES							
	KITCHEN FAUCET	PRODUCT NAME PRODUCT PRODUCT NUMBER FINISH NOTE	ADDISON SINGLE HANDLE PULL DOWN KITCHEN FAUCET 9192-DST CHROME	MFG CONTACT	DELTA		
	KITCHEN FAUCET - APPROVED EQUAL	PRODUCT NAME PRODUCT PRODUCT NUMBER FINISH NOTE	STELLEN KITCHEN PULLDOWN FAUCET SINGLE HANDLE PULL DOWN KITCHEN FAUCET LG529-SAC POLISHED CHROME ADA COMPLIANT	MFG CONTACT	PFISTER SPENCER BROWN (601) 862-0778		
	BATHROOM FAUCET	PRODUCT NAME PRODUCT PRODUCT NUMBER FINISH NOTE	TRINSIC SINGLE HANDLE LAVATORY FAUCET 559LF-GPM-MPU CHROME	MFG CONTACT	DELTA		
	BATHROOM FAUCET - APPROVED EQUAL	PRODUCT NAME PRODUCT PRODUCT NUMBER FINISH NOTE	CONTEMPRA SINGLE HOLE LAVATORY FAUCET SINGLE HANDLE LAVATORY FAUCET LG42-NC00 POLISHED CHROME ADA COMPLIANT	MFG CONTACT	PFISTER SPENCER BROWN (601) 862-0778		
	SHOWER / TUB FAUCET	PRODUCT NAME PRODUCT PRODUCT NUMBER FINISH NOTE	TRINSIC MONITOR 14 SERIES H2O KINETIC TUB AND SHOWER TRIM T14459 CHROME	MFG CONTACT	DELTA		
	SHOWER / TUB FAUCET - APPROVED EQUAL	PRODUCT NAME PRODUCT PRODUCT NUMBER FINISH NOTE	CONTEMPRA P/B TUB & SHOWER TRIM TUB & SHOWER TRIM G89-8NCC; JX8-340A POLISHED CHROME ADA COMPLIANT	MFG CONTACT	PFISTER SPENCER BROWN (601) 862-0778		
	SHOWER FAUCET	PRODUCT NAME PRODUCT PRODUCT NUMBER FINISH NOTE	TRINSIC MONITOR 14 SERIES H2O KINETIC SHOWER TRIM T14259 CHROME	MFG CONTACT	DELTA		
	SHOWER FAUCET - APPROVED EQUAL	PRODUCT NAME PRODUCT PRODUCT NUMBER FINISH NOTE	CONTEMPRA P/B SHOWER TRIM TUB & SHOWER TRIM G89-7NCC; JX8-340A POLISHED CHROME ADA COMPLIANT	MFG CONTACT	PFISTER SPENCER BROWN (601) 862-0778		

STERLING RIDGE ACTIVE ADULT APARTMENTS
217562.00

		SHOWER KIT & WALL SUPPLY ELBOW – TYPE A & ADAPTABLE UNITS	PRODUCT NAME PRODUCT PRODUCT NUMBER FINISH PRODUCT NAME PRODUCT PRODUCT NUMBER FINISH	UNIVERSAL SHOWERING DECORATIVE ADA SHOWER KIT TRADITIONAL 51900 CHROME UNIVERSAL SHOWERING WALL SUPPLY ELBOW FOR HAND SHOWER U4980-PK CHROME	MFG CONTACT	DELTA	
		KITCHEN SINK – TYPE B UNITS	PRODUCT NAME PRODUCT NUMBER SIZE INSTALLATION	ELKAY CROSSTOWN SINGLE BOWL UNDERMOUNT EFRU281610 30-1/2" x 18-1/2" x 10" UNDERMOUNT	MFR CONTACT	ELKAY	
		KITCHEN SINK – TYPE A & ADAPTABLE UNITS	PRODUCT NAME PRODUCT NUMBER SIZE INSTALLATION	ELKAY LUSTERTONE STAINLESS STEEL ELUHAD281655PD 30 1/2"W x 18 1/2"L x 5 3/8"D UNDERMOUNT	MFR CONTACT	ELKAY	
		BATHROOM SINK BY VANITY TOP PROVIDER	PRODUCT TYPE MATERIAL FINISH SINK BOWL SHAPE SINK BOWL SIZE NOTE	UNDERMOUNT BATHROOM SINK PORCELAIN WHITE RECTANGULAR 22"W x 12"L x 6" H VERIFY SIZE RQMTS PER ARCHITECTURAL PLANS	MFG CONTACT	T.B.D.	

		TOILET	PRODUCT NAME PRODUCT NUMBERS FINISH OPTION	WINDHAM TOILET TANK w/ELONGATED FRONT BOWL S4032150 / S4045550 WHITE SOFT CLOSE TOILET LID; CHROME HANDLE	MFR CONTACT	STERLING	
		TOILET - APPROVED EQUAL	PRODUCT NAME PRODUCT NUMBERS FINISH NOTE	ALTO 1.28 SMARTHEIGHT ELONGATED FRONT 2-PIECE TOILET 137-3173 WHITE MAINLINE ML170 TOILET SEAT	MFR CONTACT	MANSFIELD	
		BATHTUB	PRODUCT NAME PRODUCT NUMBER SIZE FINISH	ENSEMBLE BATH RH DRAIN - 71121122 / LH DRAIN - 71121112 32"W x 60"L x 20"H WHITE	MFG CONTACT	STERLING	
		SHOWER PAN - SHOWER TYPES SH3 & SH4	PRODUCT NAME PRODUCT PRODUCT NUMBER FINISH NOTE	DELTA 48"X36" SHOWER BASE FIBERGLASS SHOWER BASE B-710912-4836 WH WHITE	MFG CONTACT	DELTA	
		SHOWER PAN - SHOWER TYPES SH3 & SH4 APPROVED EQUAL	PRODUCT NAME PRODUCT PRODUCT NUMBER FINISH NOTE	36-INCH TO 48-INCH CENTER DRAIN SHOWER BASE FIBERGLASS SHOWER BASE SB-4839 WHITE CONFIRM SIZES ON ARCH DRAWINGS	MFG CONTACT	OASIS	
		UNIT CURVED SHOWER ROD AT TUBS	PRODUCT NUMBER SIZE	ADJUSTABLE CURVED SHOWER ROD 825 5'	MFR CONTACT	GATCO PENNE PURDUM 612.940.7615	

PUBLIC AREA PLUMBING						
		GREAT ROOM 180 – BAR SINK FAUCET SALON UTILITIES 194 STAFF ROOM 170	PRODUCT NAME PRODUCT PRODUCT NUMBER FINISH NOTE	TRANSITIONAL SINGLE HANDLE BAR FAUCET 1953LF CHROME SINGLE HOLE INSTALLATION	MFG CONTACT	DELTA 
		GREAT ROOM 180 – BAR SINK	PRODUCT NAME PRODUCT NUMBER SIZE FINISH	GOURMET LUSTERTONE UNDERMOUNT SINGLE BOWL BAR SINK EELUHAD131645 18 1/2"W x 16"L x 4 1/2"D UNDERMOUNT	MFR CONTACT	ELKAY 
		AMENITY RESTROOMS – FAUCET	PRODUCT NAME PRODUCT PRODUCT NUMBER FINISH SIZE	GEOMETRIC SINGLE HOLE TOUCHLESS A/C POWERED AUTOMATIC K-13469-CP POLISHED CHROME	MFG CONTACT	KOHLER 
		AMENITY RESTROOMS – SINK	PRODUCT NAME PRODUCT NUMBER SIZE FINISH INSTALLATION	MEMOIRS K-2337-1-0 22-3/4"W x 18"L x 8-7/8"H WHITE SEMI-RECESSED	MFR CONTACT	KOHLER 
		STAFF ROOM 170 – SINK SALON UTILITIES 194 – SINK	PRODUCT NAME PRODUCT NUMBER SIZE INSTALLATION NOTE	LUSTERTONE SINGLE BOWL TOP MOUNT SINK W/PERFECT DRAIN DLR221910PD 22"W x 19-1/2"L x 10-1/8"D TOP MOUNT	MFR CONTACT	ELKAY 
		GREAT ROOM 180 – DOUBLE SINK FAUCET	PRODUCT NAME PRODUCT NUMBER FINISH INSTALLATION	TOURNANT K-77515-CP POLISHED CHROME	MFG CONTACT	KOHLER 

		GREAT ROOM 1 80 - DOUBLE BOWL SINK	PRODUCT NAME PRODUCT NUMBER SIZE INSTALLATION MATERIAL	LUSTERTONE EQUAL DOUBLE BOWL SINK W/PERFECT DRAIN ELUHAD321655PD 31-3/4"W x 16-1/2"L x 5-3/8"D UNDERMOUNT 18-GAUGE STAINLESS STEEL	MFR CONTACT	ELKAY	
		GRILL STATION - OUTDOOR FAUCET	PRODUCT NAME PRODUCT NUMBER FINISH INSTALLATION	"SIMPLICE" K596-VS VIBRANT STAINLESS 1 HOLE CONFIGURATION; OUTDOOR USE	MFR CONTACT	KOHLER	
		GRILL STATION - OUTDOOR SINK	PRODUCT NAME PRODUCT NUMBER SIZE INSTALLATION MATERIAL	LUSTERTONE SINGLE BOWL SINK W/PERFECT DRAIN ELUHAD211555PD 23-1/2"W x 18 1/4"L x 5-3/8"D UNDERMOUNT 18 GAUGE STAINLESS STEEL	MFR CONTACT	ELKAY	
		AMENITY RESTROOMS - TOILET	PRODUCT NAME PRODUCT NUMBERS FINISH OPTION	BREVARD FLUSH IQ C41903T WHITE	MFR CONTACT	DELTA	
		DOG WASH DOG WASH ASSEMBLY	PRODUCT SIZE OPTIONS	PET GROOMING TUB 72" WIDE RAMP RACK AND RAMP FAUCET AND FLEXIBLE WASH HOSE ASSEMBLY SHAMPOO AND TOOL HOLDER SMALL BREED GROOMING SHELF	MFR CONTACT	RIDALCO BY GC	

GENERAL PLUMBING NOTES:
1. SEE TECHNICAL SPECIFICATION DOCUMENT FOR ALL OTHER INFORMATION REGARDING INSTALLATION, MAINTENANCE, TESTING AND CODE REQUIREMENTS, ETC.