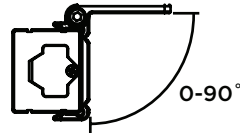
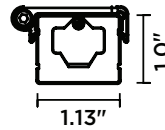




Low-Profile Linear Cove Luminaire LED



Type: L11 (CL-138-512-WH-3 w/ CL-138528WH)

CATALOG

CL-138-__-WH-__

LENGTH

511 - 1'
5115 - 1.5'
512 - 2'

FINISH COLOR

White

ILLUMINATION

3 - 3000K color temperature
4 - 4000K color temperature

ELECTRICAL / DRIVER

120Vac input, 50/60Hz

COMPLIANCE

Suitable for dry locations

TECHNICAL

- Power feed is required
- 45' max run length
- 8.1 watt, 9.1VA, 500 lumens (1')
- 11.5 watt, 12.8VA, 750 lumens (1.5')
- 15.5 watt, 17.5VA, 1,000 lumens (2')

FEATURES

- Aluminum extrusion housing
- Opal Lens
- >80 CRI
- 120° beam spread
- Fully dimmable to 5%
- Triac dimming capability
- Includes end to end connector along with premium adjustable mounting clips with set screw

WARRANTY

One-year limited warranty. Certain exclusions apply. For details, visit www.cree.com/lighting/ILS.



INTEGRATED LIGHTING SOLUTIONS

© 2016 Cree, Inc. All Rights Reserved. The information in this document is subject to change without notice. Cree Integrated Lighting Solutions offers a full line of quality lighting products from Cree, Inc. and other manufacturers, including the product depicted above.

Cree, Inc. 9201 Washington Ave | Racine, WI 53406 | Phone: 800-288-8650 | Fax: (800) 236-7500 | nationalaccounts@cree.com | www.cree.com/lighting/ILS

ACCESSORIES



Flexible Connector

- 120VAC
- White Finish
- Suitable for dry locations

CAT. # CL-138521WH (6")
CAT. # CL-138522WH (12")
CAT. # CL-138523WH (24")
CAT. # CL-138524WH (72")



Plug-In Power Feed

- 120VAC input
- White Finish
- Suitable for dry locations

CAT. # CL-138527WH (72")



Power Feed

- 120VAC input
- White Finish
- Suitable for dry locations

CAT. # CL-138526WH



Switch Box

- 120VAC input
- White Finish
- (6) .25" electrical knockouts
- (1) output for flexible connector
- Suitable for dry locations

CAT. # CL-138528WH
(Switch Box)
CAT. # CL-138529WH
(Switch Box w/ 3-way rocker switch
integral occupancy sensor)



INTEGRATED LIGHTING SOLUTIONS

© 2016 Cree, Inc. All Rights Reserved. The information in this document is subject to change without notice. Cree Integrated Lighting Solutions offers a full line of quality lighting products from Cree, Inc. and other manufacturers, including the product depicted above.

Cree, Inc. 9201 Washington Ave | Racine, WI 53406 | Phone: 800-288-8650 | Fax: (800) 236-7500 | nationalaccounts@cree.com | www.cree.com/lighting/ILS